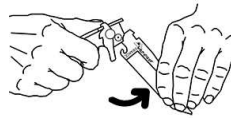


## INSTRUCTIONS WX-LOCK SYSTEM

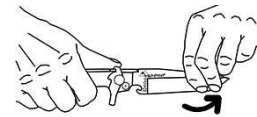
Read carefully instructions before using.

To open and close the knife, you need your two hands as shown on the pictures.

### Opening:

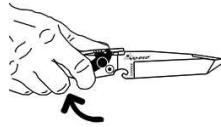


1-Unfold the blade

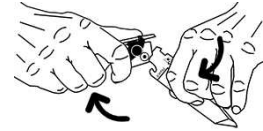


1-Fully open the blade to arm the spring and the slip-joints

### Closing:



1- Fully act on the lever as a trigger to bend the spring and release the blade



2- Fold the blade and release the slip-joint

### MAINTAINING ADVICES

The cutting quality of Wildsteer articles will last when regularly sharpened with a diamond stone or fine grain ceramic for stainless steels. Less effort will be needed with a well sharpened tool and therefore its use will be much easier.

In case of dirty mark into WX-lock system, use a little brush to clean it.

### WARRANTY CERTIFICATE

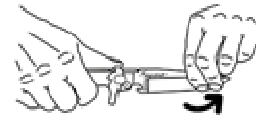
Wildsteer articles warranty runs during 2 years when the items are used normally. These items will only be exchanged in case of manufacturing flaw. The warranty does not apply in the event where this knife was dismantled.

## INSTRUCCIONES DE WX-LOCK MECANISMO

### Abrir:

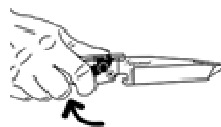


1-Sacar la hoja

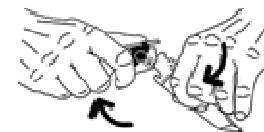


2-Abrir hasta la totalidad

### Cerrar:



1- Accionar la palanca a fondo para liberar el resorte



2- Plegar la hoja liberando el muelle

### CONSEJOS DE MANTENIMIENTO

Los Cuchillos Wildsteer® estan fabricados en Francia. La calidad de su cuchillo sera duradera aficandoco regularmente. Utilizar una piedra de diamante, o de ceramica de grando fino para los aceros inox. En caso necesario limpiar el mecanismo con un pincel.

### CERTIFICADO DE GARANTIA

Los articulos de Wildsteer® poseen 2 años de garantia hacienda un uso normal y cambiados en caso de defecto de fabricacion.